

## TYPE A Package Manufacturer's Certification

<b>1. Product Model/Description: 1075A</b>						
<b>2. Package Specifications/Limitations:</b>  Model 1075Scar/Pro projector in Model 1075A shipping/storage case with polyethylene foam insert to locate and prevent movement of projector in package. The Model 1075Scar/Pro must be in the "projector" configuration for transport when the 1075A is a Version 1 Package Configuration (as shown on this sheet). Shipment with the collimator attached to the Model 1075Scar/Pro is <b>only allowed</b> when the package is configured as the Version 2 insert configuration as shown on this sheet. Maximum package dimensions are 22 ½" long by 9 ½" high by 14.3" wide.						
<b>3. Special Form Source Assemblies Authorized for Transport</b> <table border="1" style="width: 100%; border-collapse: collapse;"> <thead> <tr> <th style="text-align: left;">Type A Approved Activity (Max.)</th> <th style="text-align: center;">Isotope</th> <th style="text-align: right;">Source Assembly Model Number</th> </tr> </thead> <tbody> <tr> <td style="text-align: left;">81 Ci (3 TBq)</td> <td style="text-align: center;">Se-75</td> <td style="text-align: right;">A425-6</td> </tr> </tbody> </table>	Type A Approved Activity (Max.)	Isotope	Source Assembly Model Number	81 Ci (3 TBq)	Se-75	A425-6
Type A Approved Activity (Max.)	Isotope	Source Assembly Model Number				
81 Ci (3 TBq)	Se-75	A425-6				
<b>4. References:</b> Test Plan Report 211; Technical Report No. 280 & 305, Drawings 1075SCARPRO Rev A and Rev C.						
<b>5. Drawing/Assembly Description:</b> Assembly as shown on additional pages of this certification.						
<b>6. Maintenance and Operational Controls:</b> HI-072 & MAN-054						
<b>7. Max Weight of Package:</b> 60 lbs. (27.2 kg) as Version 1 Configuration shown on this sheet 66 lbs. (29.9 kg) as Version 2 Configuration shown on this sheet						
<b>8. Package Closures:</b> 1075Scar/Pro with front end plate installed, source in stored/locked position, dust cover installed and plunger lock engaged. Install 1075 in 1075A case. Close case latches, and fasten security padlock through one of the two closure holes on the case. Attach a seal wire to the other unoccupied closure hole to serve as a tamper indicating seal.						

*Under §173.415, QSA Global Inc. certifies that the package and contents described above comply with relevant requirements for a Type A package under the International Atomic Energy Agency Regulations for the Safe Transport of Radioactive Material, 2009 Edition [No. TS-R-1] & 2012 Edition [No. SSR-6], and USDOT Specification 7A under USDOT 49 CFR 178.350.*

*All documentation of tests, engineering evaluation or comparative data demonstrating compliance of this package design to Type A Specification 7A shall be maintained by QSA Global, Inc. and will be available to regulators upon request.*

*The shipper is responsible for ensuring the packaging conforms fully to the requirements identified on this certification including the assembly, maintenance and operational control requirements specified in Sections 5 & 6. Changes to the package assembly, shipment of material not specified on this certificate or any other non-compliance with the requirements of this certificate are not supported under this certification and will invalidate this Type A approval.*

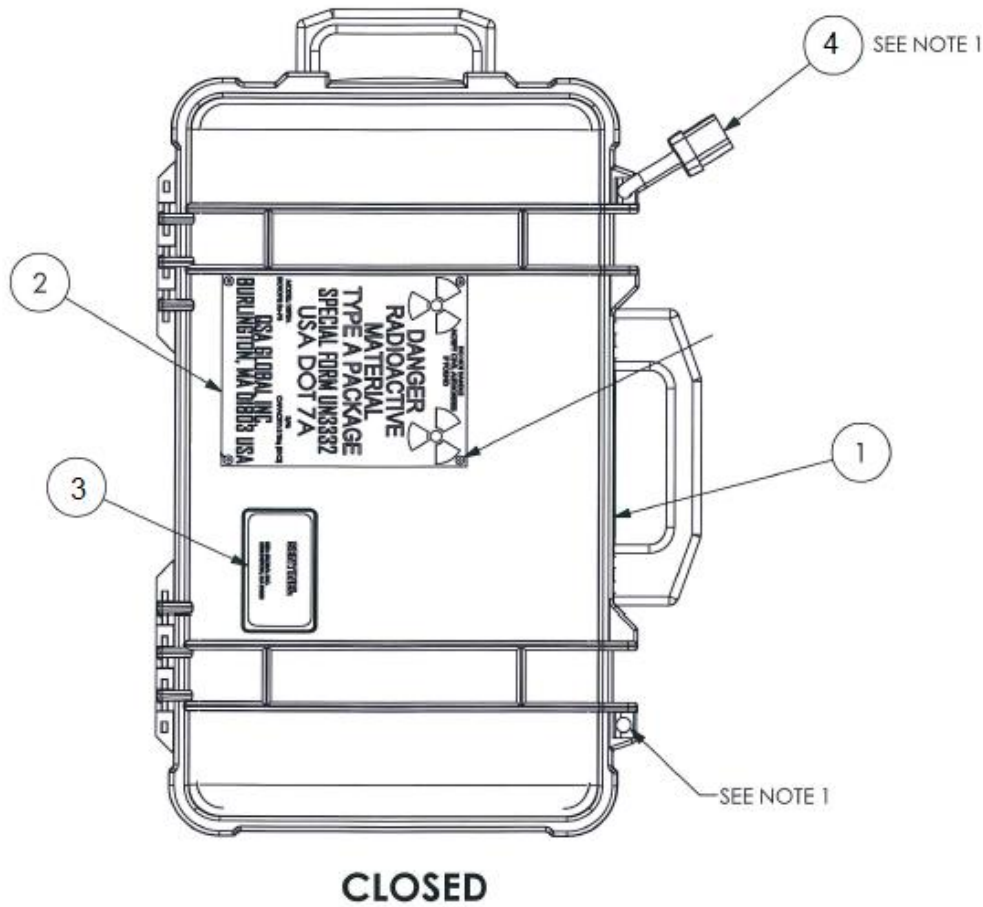


 September 18, 2019

Regulatory Signature

Date

## TYPE A Package Manufacturer's Certification



### NOTES

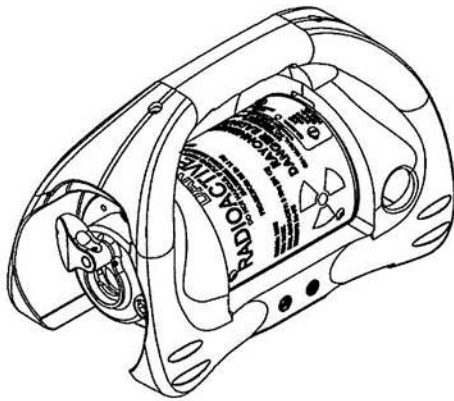
1. LCK006 can be installed in either top lock hole or bottom lock hole.

4	LCK006	1	Padlock #22KALF or Equivalent
3	STI-61	1	Pelican Case Label
2	107505-02	1	Spec 7A Nameplate for 1075A
1	107506-02	1	Pelican Case Re-work
ITEM	PART NO.	QTY.	DESCRIPTION

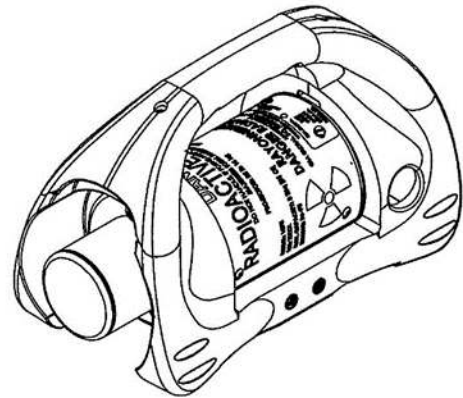
**All replacement components, excluding the padlock, for the package MUST be obtained from QSA Global Inc.**

## TYPE A Package Manufacturer's Certification

### 1075Scar/Pro Configurations



**PROJECTOR CONFIGURATION**



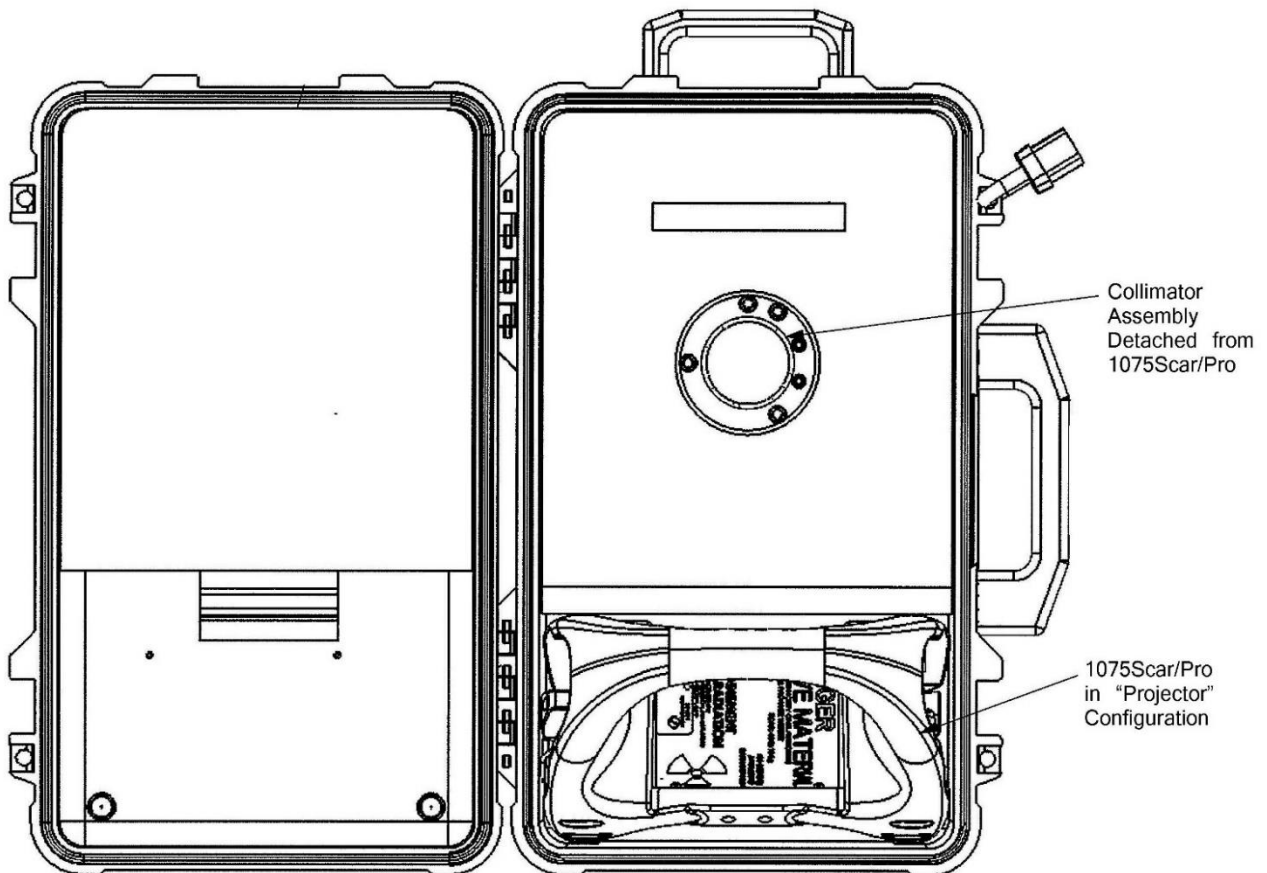
**SCAR CONFIGURATION**

**See MAN-054 for Instructions on Changing the 1075Scar/Pro exposure device from "SCAR" to "Projector" Configurations**

## TYPE A Package Manufacturer's Certification

### 1075A Shipping Package Version 1

1075A, Open View, with 1075Scar/Pro and Collimator Assembly Installed Prior to Closing for Shipment

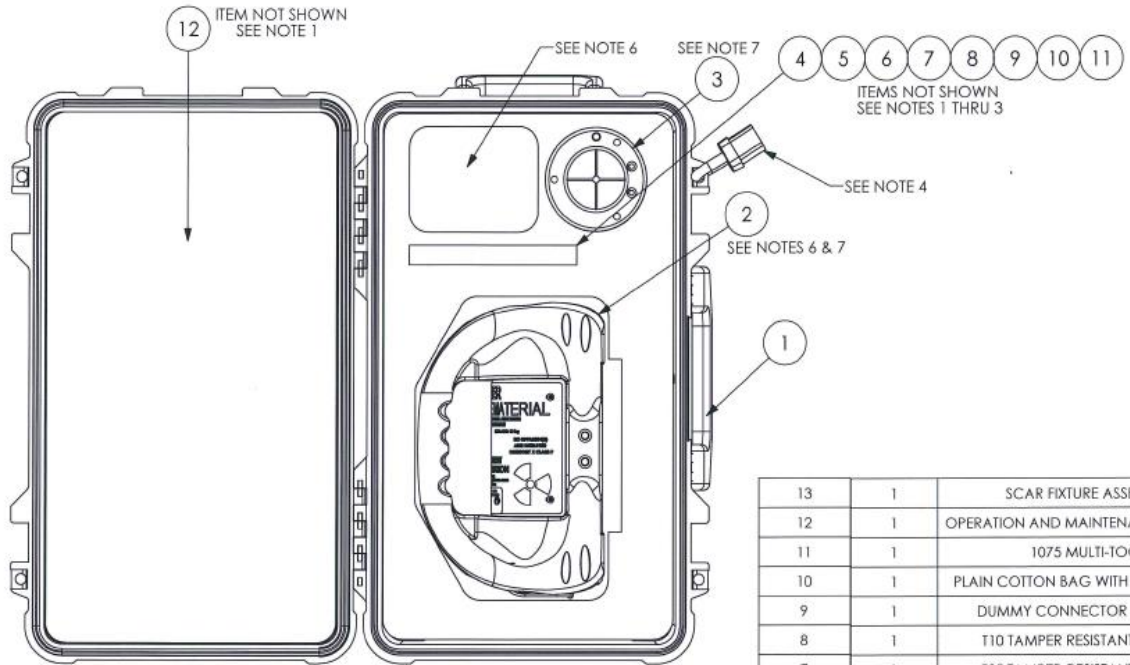


**Notes:**

1. Total Package weight limited to 60 lbs in this package configuration.
2. 1075SCAR/Pro must ship only with front plate attached "Projector Configuration". The device cannot ship with the collimator assembly attached in this package configuration.

## TYPE A Package Manufacturer's Certification

### 1075A Shipping Package Version 2



13	1	SCAR FIXTURE ASSEMBLY
12	1	OPERATION AND MAINTENANCE MANUAL
11	1	1075 MULTI-TOOL
10	1	PLAIN COTTON BAG WITH DRAWSTRING
9	1	DUMMY CONNECTOR ASSEMBLY
8	1	T10 TAMPER-RESISTANT TORX BIT
7	1	T25 TAMPER-RESISTANT TORX BIT
6	1	T40 TAMPER-RESISTANT TORX BIT
5	1	WIPE TEST END FITTING
4	1	CONNECTOR GAGE
3	1	COLLIMATOR ASSEMBLY
2	1	1075 PROJECTOR ASSEMBLY
1	1	OVERPACK ASSEMBLY
ITEM	QTY.	DESCRIPTION

NOTES:

1. ITEMS 3-13 ARE OPTIONAL WHEN MAKING A TYPE A PACKAGE SHIPMENT.
2. ITEMS 4-9 TO BE PLACED INTO ITEM 10 (BAG001) AND THEN PLACED INTO THE SLOT PROVIDED.
3. ITEM 11 TO BE PLACED INTO THE SLOT PROVIDED.
4. LCK006 CAN BE INSTALLED IN EITHER TOP LOCK HOLE OR BOTTOM LOCK HOLE.
5. TOTAL PACKAGE WEIGHT 66 LBS. MAX. WITH ITEMS (1-13) INCLUDED.
6. SCAR FIXTURE ASSEMBLY 107570 (ITEM 13, NOT SHOWN) - CAN BE BAGGED & SHIPPED SEPARATELY. SCAR BASE PLATE AND RAIL CAN BE INSTALLED ONTO 107500 (OPTIONAL). SCAR STRAP AND HARDWARE CAN BE PLACED IN SQUARE POCKET (OPTIONAL).
7. ORIENTATION OF 107500 IS NOT CRITICAL (REAR PLATE CAN BE FACING TOWARDS EITHER SIDE OF CASE). 107500 CAN HAVE COLLIMATOR ASSEMBLY INSTALLED AND FRONT PLATE ASSEMBLY SITTING IN ROUND POCKET AS AN ALTERNATIVE SHIPPING CONFIGURATION.